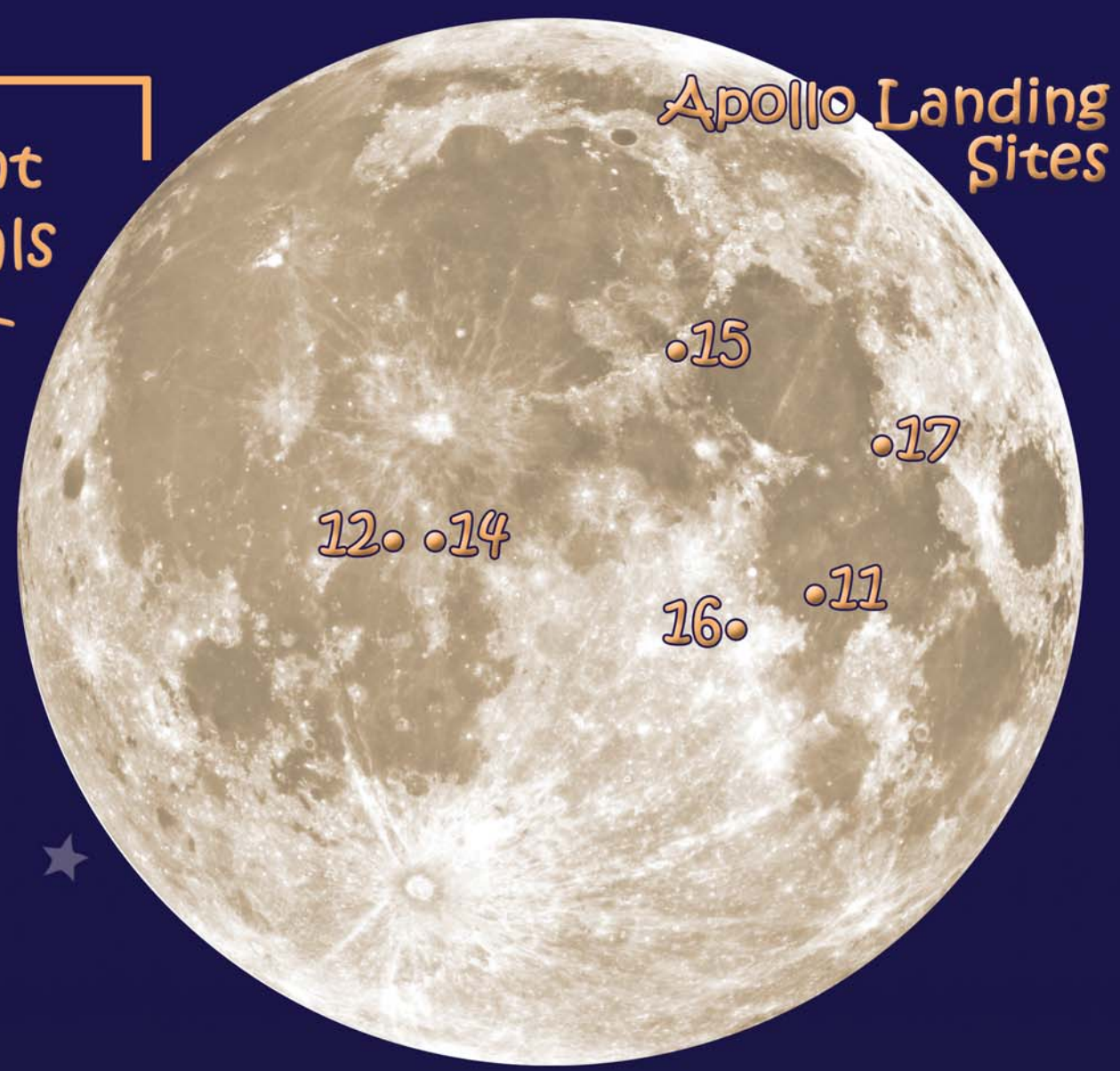


MAPPING OUR MOON!

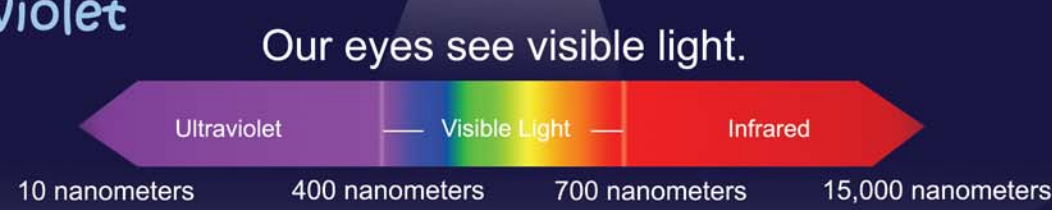
As we plan our journey back to the Moon, it is important that we know where different types of rocks and minerals are located. Apollo astronauts visited only six places — much of our Moon still needs to be explored . . .



SEEING MORE

To characterize materials on the Moon, scientists use **reflectance spectroscopy**, a measure of the amounts of electromagnetic radiation at different wavelengths that reflect from the Moon's surface.

We can see some electromagnetic radiation — our eyes detect visible light. The different colors we see are each a different wavelength. Spectrometers are special instruments that also detect different wavelengths of light. They can measure what our own eyes see and more, including ultraviolet light, infrared radiation, and beyond!



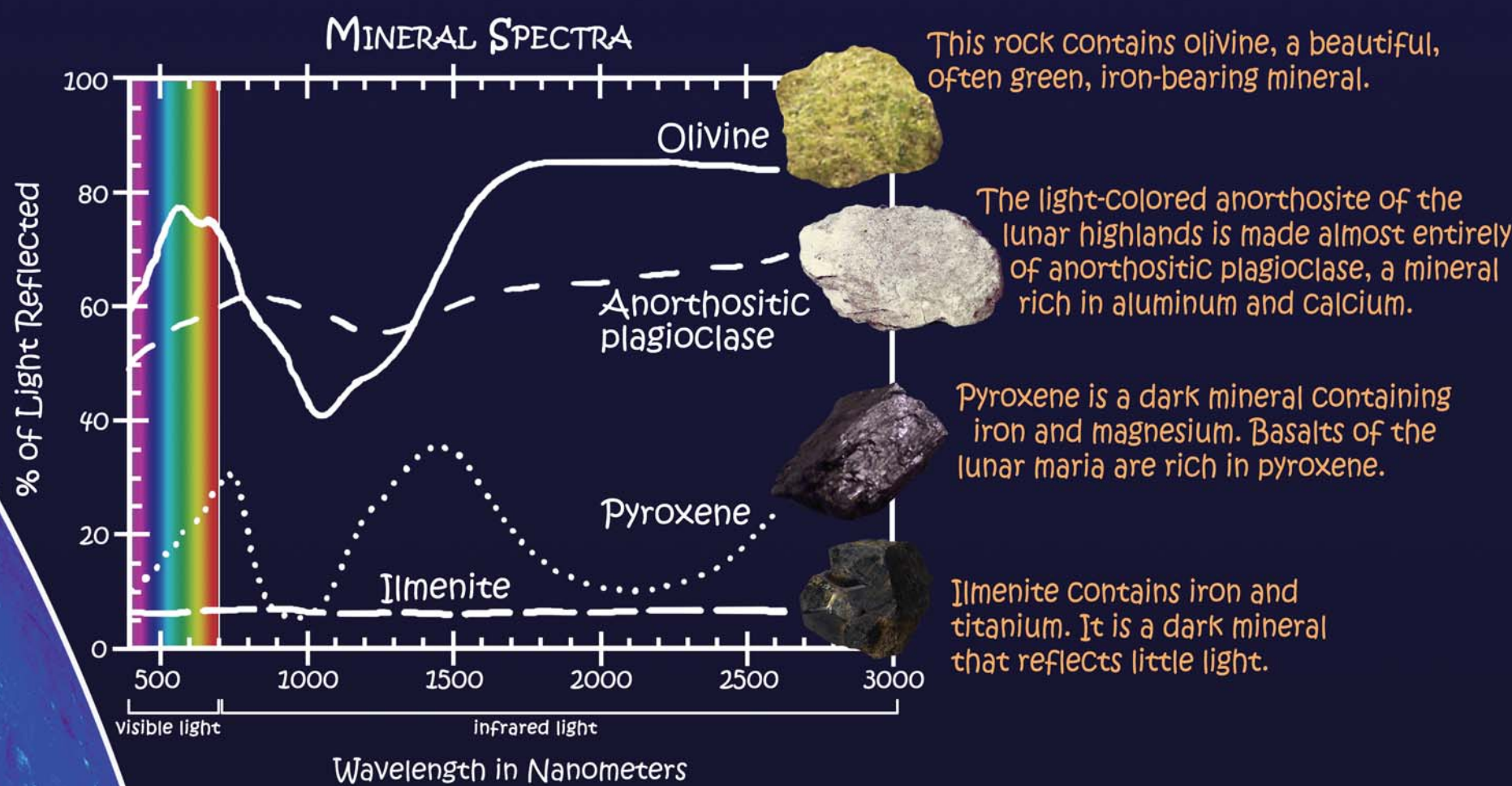
Visible light wavelengths are between 400 and 700 nanometers long. Spectrometers measure these as well as longer and shorter wavelengths.

What Can You See?

When you look at the Moon, you see the big dark patches of lunar maria that are made of basalt rock. You also see the bright lunar highlands that are made of anorthosite. But spectrometers help us see even more.

Mineral Fingerprints

Many of the rocks on the surface of the Moon may look similar, but they contain different minerals or amounts of minerals. Each mineral reflects very specific amounts of the different wavelengths of electromagnetic radiation, so each mineral has a characteristic spectrum of reflected light — a spectral fingerprint.



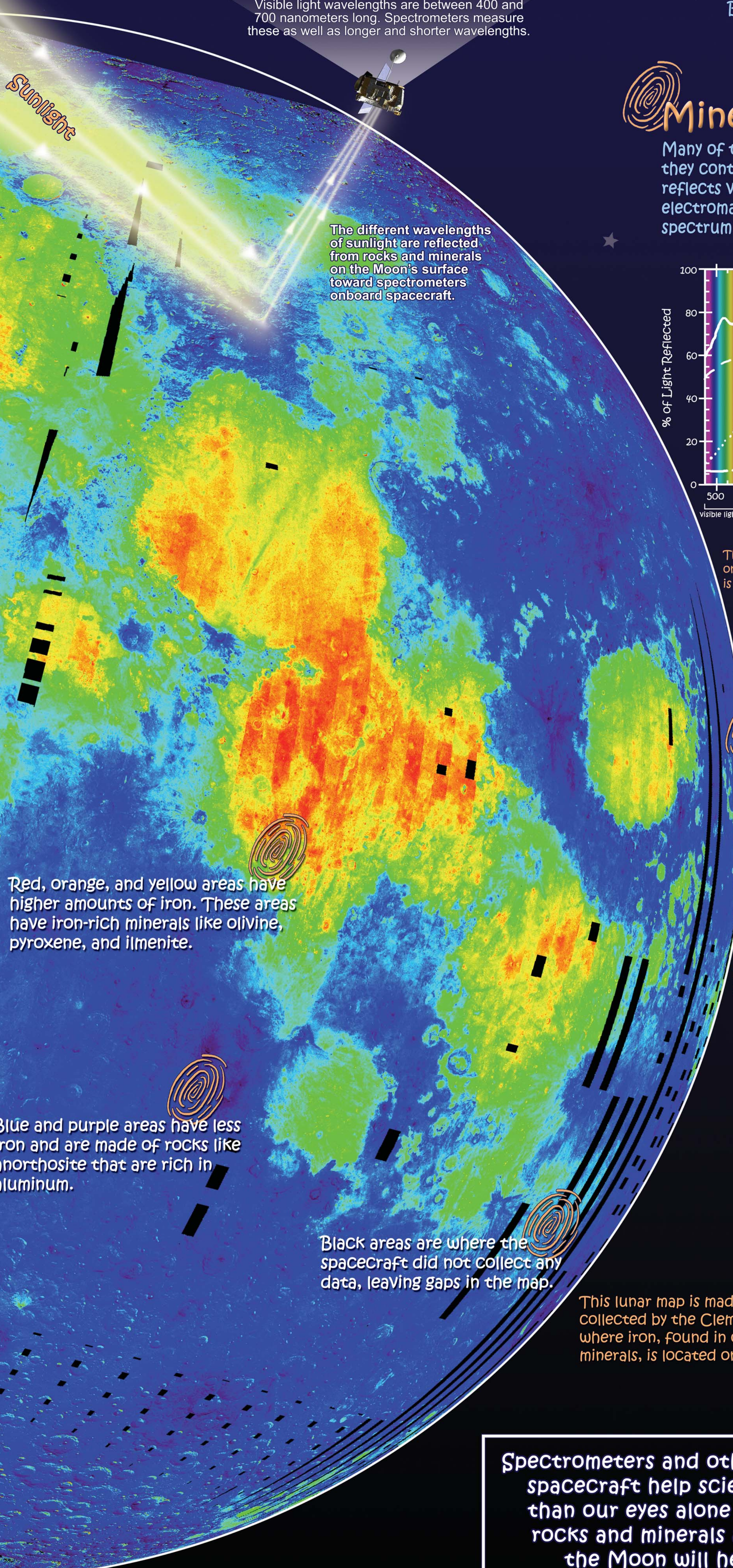
This graph shows spectral fingerprints of different minerals that make up the rocks on the Moon. The shape of each curve — or spectrum — represents how much light is reflected for different wavelengths. Each mineral has a unique spectrum.

Exploring the Whole Moon

Spectrometers onboard spacecraft in orbit around the Moon collect reflectance measurements as they pass over different areas, allowing scientists to gather spectral data from the entire Moon.

Matching Fingerprints

Scientists examine the spectral data collected from the Moon's surface and compare these measurements to spectral curves gathered from known Earth and Apollo rock and mineral samples. This comparison allows scientists to determine how much of each mineral is present at a location on the Moon's surface. Using spectral measurements, scientists can make a very detailed map of the mineral and chemical composition of the entire Moon — without collecting more rocks from the surface!



Red, orange, and yellow areas have higher amounts of iron. These areas have iron-rich minerals like olivine, pyroxene, and ilmenite.

Blue and purple areas have less iron and are made of rocks like anorthosite that are rich in aluminum.

Black areas are where the spacecraft did not collect any data, leaving gaps in the map.

This lunar map is made from spectral measurements collected by the Clementine spacecraft. It shows where iron, found in olivine, pyroxene, and other minerals, is located on the Moon's surface.

Spectrometers and other special instruments onboard orbiting spacecraft help scientists discover more about our Moon than our eyes alone can detect. Knowing where different rocks and minerals and chemical elements are located on the Moon will help us plan our future exploration.

OUR MOON IN A NEW LIGHT

